

Using Aided Language Boards to help your child communicate

Information for parents and carers

An aided language board is a symbol board that has a range of relevant vocabulary for a specific event or activity such as bubble play, doll play, snack time or getting dressed. The example below has a range of vocabulary that can be used in lots of situations.

The aim of using aided language boards is to increase the range of vocabulary that your child can understand and use. It is also to widen the range of purposes for your child's communication for example they can request (e.g. 'I want the ball'), they can comment (e.g. 'this is fun') or they could let you know that they want the activity to end (e.g. 'finished').

Using aided language boards helps to make you think about what you are saying and use simple language. It is also a way of showing your child how symbols can be used in communication.


Try to become familiar with the symbols/words on the aided language board.

Your child does not immediately need to know what all the symbols mean – they can build up their knowledge over time.

During activities, keep the board beside you and as you speak, point to the symbol for the most important words (key words) in your sentence.

Examples for symbol board below




- I want more (indicate 'want' then point to 'more')
- Hey, it is my turn now- (indicate 'my turn' symbol)
- Uh-oh, it fell over! (Indicate uh-oh symbol).
- Do you want some help? (show the 'help' symbol)



You will say more than the key words during play, and that is fine. Just use the symbols when they happen - and this could be more than once in a sentence.

During play, pause and give your child opportunities to join in; they may be able to use the aided language display or another method of communication. Reinforce what they have said using the symbols if possible.

Please use the video links or scan the QR codes below to watch videos on how to use aided language boards. If you have any questions, please contact your local Speech and Language therapy team.

Aided Language Stimulation Explained www.youtube.com/watch?v=fIFNMky22-U	
Aided Language Stimulation Boards - Core Word Vocabulary Board www.youtube.com/watch?v=QmuBaL-xWfw	
Modelling an Aided Language Board while reading a story https://videos.files.wordpress.com/yCN40umY/peace-at-last-with-core-words_dvd.mp4	

Connect with our website, Facebook and Instagram pages!



www.lets-talk.scot.nhs.uk



Find us on 

www.facebook.com/NHSLothianSLT



www.instagram.com/nhslothian_speech_and_language/

