


# Visiting the Dentist

Edinburgh Dental Institute

I'm going to the dentist

a visit to the dentist



Go to the reception desk first


reception desk



## Sit in the fun waiting room



## Hello dentist!




## Sit on the special chair



# Put the glasses on

put sunglasses on



# Open my mouth wide

open mouth




# My teeth are checked with the dental kit

count teeth





Take pictures of  
my mouth



Well done, I get a sticker.  
Goodbye!



Adults can scan this QR code to  
play a video about going to the  
dentist.

(URL: <https://vimeo.com/924566066>)





## Your appointment

- Your first appointment is for an assessment only.
- This may take up to 90 minutes.
- No treatment will be carried out. You can eat and drink as normal before your appointment.
- Your child must be brought to this appointment by someone who has the legal right to agree to treatment.
- Make sure you arrive on time for your appointment. If you are running late please phone us. If you are late there may not be enough time for us to see your child.
- Please phone us if you need to change this appointment.
- Telephone: 0131 536 1129

## Where to find us

- The Paediatric Dental Department is on the third floor of Lauriston Building
- Enter through the main entrance on Lauriston Place (see photo above) and go through the courtyard
- Enter the building and take the stairs or the lift on the left hand side to the third floor

### Address:

Edinburgh Dental Institute  
Lauriston Building  
Lauriston Place  
Edinburgh  
EH3 9HA

<https://www.nhsllothian.scot/goingtohospital/lauriston-building/>

